



ROLLER BLINDS

At a glance

Roller blinds continue to offer perhaps the most practical style of window shadings. Roller blinds are suitable for almost any part of your house or office. AD roller blinds come with a choice of PVC screen, glass fibre, polyester and natural fibre fabrics. Choose from manual or motorized mechanism.

Operating Systems

- ◆ Clutch operation with chain
- ◆ Spring type operatin
- ◆ Motorized

Variants

- ◆ Classic
- ◆ Fascia
- ◆ Cassette
- ◆ With guiders
- ◆ Day n Night

Tube Sizes

- ◆ 38mm
- ◆ 45mm
- ◆ 48mm
- ◆ 83mm

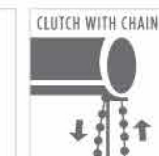
(Refer to table for Holding Capacity of the above tubes)*



Classic Style with clutch operation



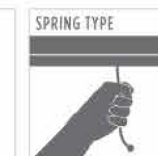
A classic version of roller blind which has visible top channel without any casing. Occupies less space for mounting.



Classic Style with spring type operation



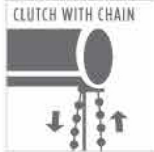
Easy and smooth operation with a small string neatly attached to the bottom rail. The blind moves upward with one touch of a string. It ensures child safety as there is no long tangling cord or chain. Comes with the classic style.



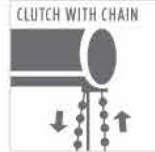
Child Safety



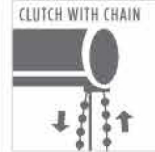
Fascia Style



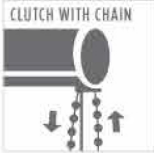
Side Guiders Style



Cassette Style



Day n Night Style



OPERATING SYSTEM	ADDITIONAL FEATURES ##	38MM CONCEPT			46MM CONCEPT			63MM CONCEPT		
		Max W in feet	Max H in feet	Max SFT in feet	Max W in feet	Max H in feet	Max SFT in feet	Max W in feet	Max H in feet	Max SFT in feet
Maximum										
Clutch operation with chain :								Not used for Manual Blinds		
Classic	✓	8	10	65	9.5	12	80			
Fascia		8	10	65	9	12	80			
Cassette		8	10	64	NA	NA	NA			
Side Guiders		8	10	65	9.5	12	80			
Day n Night	✓	8	9	65	9.5	12	80			
Spring type operation : CHILD SAFETY	☺	7	8	49						
Classic					NA	NA	NA	NA	NA	NA
Motorized :		Not used for MotorizedBlinds								
Classic	✓				8	14	80	9.5	24	180
Fascia					8	14	80	NA	NA	NA
Cassette					7	12	70	NA	NA	NA
Side Guiders					8	14	80	9.5	24	180
Day n Night					8	12	95	NA	NA	NA
Minimum		Mini W in feet	Mini H in feet	Mini SFT in feet	Mini W in feet	Mini H in feet	Mini SFT in feet	Mini W in feet	Mini H in feet	Mini SFT in feet
Clutch operation with chain :								Not used for Manual Blinds		
Classic	✓	1	1		1	1				
Fascia		1	1		1	1				
Cassette		1	1		1	1				
Side Guiders		1	1		1	1				
Day n Night	✓	1	1		1	1				
Spring type operation :		2.25	3		NA	NA	NA			
Classic										
Motorized :		Not used for Motorized Blinds								
Classic	✓				2.25	2.25		2.25	2.5	
Fascia					2.5	2.5		NA	NA	
Cassette					2.5	2.5		NA	NA	
Side Guiders					2.25	2.5		2.25	2.5	
Day n Night					2.5	2.5		NA	NA	

Gap reducing bracket with single control unit / single motor
Gap reducing bracket with double control unit / double motor

Note : Various fabric ranges come with different widths. Pl. check fabric width to ascertain blind size.